












BALZER FITTINGS

| DESCRIPTION | SIZE | PART NUMBER |
|---|---|-------------------------|
|  O-RING | 2" | 4281 |
| | 3" | 4282 |
| | 4" | 10913 |
| | 5" | 4212 |
| | 6" | 11979 |
| | 8" | 4199 |
| |  FEMALE COUPLER WELD- ON, 2-HOOK | 2" |
| 3" | | 4279 |
| 4" | | 11971(6822 WITH O-RING) |
| 5" | | 4230 |
| 6" | | 11843(6824 WITH O-RING) |
| 8" | | 50168 |
|  FEMALE COUPLER WELD- ON, 3-HOOK | | 4" |
| | 5" | 4210 |
| | 6" | 16541(6825 WITH O-RING) |
| | 8" | 4193 |

BALZER FITTINGS

| | | |
|---|----|-------------------------|
|  FEMALE CLOSE CAP | 4" | 16193 |
| | 5" | 4213 |
| | 6" | 11980 |
| | 8" | 4200 |
|  FEMALE COUPLER TO BSPT THREADS | 4" | 10983(6811 WITH O-RING) |
| | 5" | |
| | 6" | 13014(6817 WITH O-RING) |
| | 8" | |
|  FEMALE COUPLER TO NPT THREADS | 4" | 20259 |
| | 5" | |
| | 6" | 20458 |
| | 8" | |
|  FEMALE COUPLER TO HOSEBARB 2-HOOK | 2" | 4288 |
| | 3" | 4287 |
| | 4" | 13015(6812 WITH O-RING) |
| | 5" | 4228 |
| | 6" | 13016(6819 WITH O-RING) |
| | 8" | 52153 |

BALZER FITTINGS

| | | |
|---|----|-------------------------|
|  FEMALE COUPLER TO HOSEBARB 3-HOOK | 4" | 16521(6813 WITH O-RING) |
| | 5" | 4229 |
| | 6" | 16522(6820 WITH O-RING) |
| | 8" | 4195 |
|  MALE BALL WELD ON | 2" | 4280 |
| | 3" | 4232 |
| | 4" | 11053 |
| | 5" | 4211 |
| | 6" | 11978 |
| | 8" | 4191 |
|  MALE BALL TO BSPT THREADS | 4" | 6929 |
| | 5" | |
| | 6" | 6928 |
| | 8" | |
|  MALE BALL TO NPT THREADS | 4" | 26651 |
| | 5" | |
| | 6" | 26652 |
| | 8" | |




BALZER FITTINGS

| | | |
|---|----|---------------------|
|  MALE CLOSE PLUG | 4" | 4075 |
| | 5" | |
| | 6" | 4076 |
| | 8" | 50186 |
|  MALE COUPLER TO HOSEBARB | 2" | 4291 |
| | 3" | 4292 |
| | 4" | 16043 (WITH HANDLE) |
| | 5" | 4227 |
| | 6" | 16044 (WITH HANDLE) |
| | 8" | 4194 |
| | | |
|  MALE COUPLER TO HOSEBARB W/STRAPS | 4" | 17052 |
| | 5" | |
| | 6" | 16523 |
| | 8" | |
|  MALE COUPLER TO 4-BOLT FLANGE STRAIGHT | 4" | 20125 |
| | 5" | |
| | 6" | 6926 |
| | 8" | 36867 |

BALZER FITTINGS

| | | |
|---|---|-------------------------|
|  CLAMP RING | 2" | 4283 (GALVANIZED) |
| | 3" | 4284 (GALVANIZED) |
| | 4" | 11052 (GALVANIZED) |
| | 4" | 15597 (BLACK) |
| | 5" | 4209 (GALVANIZED) |
| | 6" | 11977 (GALVANIZED) |
| | 6" | 18532 (BLACK) |
| | 8" | 4192 (GALVANIZED) |
| |  FEMALE COUPLER TO 4-BOLT FLANGE 22 DEGREE 3-HOOK | 4" |
| 5" | | |
| 6" | | 17551 |
| 8" | | |
|  FEMALE COUPLER TO 4-BOLT FLANGE STRAIGHT 2-HOOK | 4" | 15976(6821 WITH O-RING) |
| | 5" | 20192 |
| | 6" | 15564(6818 WITH O-RING) |
| | 8" | 40480 |



BALZER FITTINGS

| | | |
|--|----|-------------------------|
|  HOSE CONNECTOR | 4" | 4236 |
| | 5" | |
| | 6" | 4238 |
| | 8" | |
|  HOSE BARB | 2" | 22492 |
| | 3" | 22493 |
| | 4" | 4235 |
| | 5" | 22495 |
| | 6" | 4237 |
| | 8" | 31958 |
| | | |
|  90 DEGREE ELBOW MALE- FEMALE SAME SIZE 2-HOOK | 2" | 4289 |
| | 3" | 4290 |
| | 4" | 13010(6814 WITH O-RING) |
| | 5" | 4231 |
| | 6" | 15925(6815 WITH O-RING) |
| | 8" | 4198 |
| | | |

BALZER FITTINGS

| | | |
|---|----|-------|
|  <p>90 DEGREE ELBOW MALE-FEMALE SAME SIZE 3-HOOK</p> | 4" | 17030 |
| | 5" | |
| | 6" | 17550 |
| | 8" | |
|  <p>90 DEGREE ELBOW FEMALE-FEMALE SAME SIZE 3-HOOK</p> | 4" | 20127 |
| | 5" | |
| | 6" | 20503 |
| | 8" | |
|  <p>22 DEGREE ELBOW 4-BOLT FLANGE-4-BOLT FLANGE</p> | 4" | 18957 |
| | 5" | |
| | 6" | 18880 |
| | 8" | 18930 |
|  <p>65 DEGREE ELBOW 4-BOLT FLANGE-4-BOLT FLANGE</p> | 4" | 18953 |
| | 5" | |
| | 6" | 18869 |
| | 8" | 18927 |

BALZER FITTINGS

| | | |
|--|----|---------------|
|  90 DEGREE ELBOW WITHOUT ENDS | 4" | 18962 |
| | 5" | 31855 |
| | 6" | 16429 - 10 GA |
| | 6" | 18877 - 7 GA |
| | 8" | 18938 |
|  | 6" | 15924 |
| | 8" | 21589 |

BALZER INC FITTINGS

| FEMALE COUPLERS | 60 mm | 80mm | 100mm | 120mm | 150mm | 200mm |
|--|-------|------|-------|-------|-------|-------|
| | 2" | 3" | 4" | 5" | 6" | 8" |
| HOOK ONLY FOR FEMALE COUPLER | | | 4071 | 4071 | 4071 | 4215 |
| HOOK & HANDLE FOR FEMALE COUPLER | | | 4072 | 4072 | 4072 | 4214 |
| RIVET FOR HOOK ONLY (LONG) | | | 4074 | 4074 | 4074 | |
| RIVET FOR HOOK & HANDLE (SHORT) | | | 4073 | 4073 | 4073 | 4218 |
| WELD TAB FOR HOOK | | | 4107 | 4107 | 4107 | 4217 |
| WELD TAB FOR HOOK & HANDLE | | | 4106 | 4106 | 4106 | 4216 |
| FEMALE CLOSE CAP | | | 16193 | 4213 | 11980 | 4200 |
| FEMALE COUPLER-HOSE SHANK (2 HOOK) | 4288 | 4287 | 13015 | 4228 | 13016 | 52153 |
| ABOVE COUPLER WITH O-RING | | | 6812 | | 6819 | |
| FEMALE COUPLER-HOSE SHANK (3 HOOK) | | | 16521 | 4229 | 16522 | 4195 |
| ABOVE COUPLER WITH O-RING | | | 6813 | | 6820 | |
| FEMALE COUPLER-BSPT THREADS | | | 10983 | | 13014 | |
| ABOVE COUPLER WITH O-RING | | | 6811 | | 6817 | |
| FEMALE COUPLER-NPT THREADS | | | 20259 | | 20458 | |
| FEMALE COUPLER-WELD-ON(2 HOOK) | 4278 | 4279 | 11971 | 4230 | 11843 | 50168 |
| ABOVE COUPLER WITH O-RING | | | 6822 | | 6824 | |
| FEMALE COUPLER-WELD-ON(3 HOOK) | | | 16542 | 4210 | 16541 | 4193 |
| ABOVE COUPLER WITH O-RING | | | 6823 | | 6825 | |
| FEMALE COUPLER-4BOLT FLANGE=22 DEG (3 HOOK) ABOVE COUPLER WITH O-RING | | | 17249 | | 17551 | |
| FEMALE COUPLER-4BOLT FLANGE STR (2 HOOK) ABOVE COUPLER WITH O-RING | | | 15976 | 20192 | 15564 | 40480 |
| 3 HOOK | | | 6821 | | 6818 | |
| | | | 16793 | | 16861 | 4248 |
| MALE COUPLERS | 60 mm | 80mm | 100mm | 120mm | 150mm | 200mm |
| | 2" | 3" | 4" | 5" | 6" | 8" |
| MALE BALL WELD-ON | 4280 | 4232 | 11053 | 4211 | 11978 | 4191 |
| CLAMP RING, BLACK | | | 15597 | | 18532 | |
| CLAMP RING, GALV. | 4283 | 4284 | 11052 | 4209 | 11977 | 4192 |
| MALE CLOSE PLUG | | | 4075 | | 4076 | 50186 |
| MALE CLOSE PLUG W/COUPLER FOR TEST | | | | | 4190 | |
| MALE COUPLER-HOSE SHANK | 4291 | 4292 | 16043 | 4227 | 16044 | 4194 |
| MALE COUPLER-HOSE SHANK W/STRAPS | | | 17052 | | 16523 | |
| MALE COUPLER-BSPT THREADS | | | 6929 | | 6928 | |
| MALE COUPLER-NPT THREADS | | | 26651 | | 26652 | |
| MALE COUPLER-4-BOLT FLANGE | | | 20125 | | 6926 | 36867 |

BALZER INC FITTINGS

| ELBOWS | 60 mm | 80mm | 100mm | 120mm | 150mm | 200mm |
|---|-----------|-----------|-----------|-----------|-----------|-----------|
| | 2" | 3" | 4" | 5" | 6" | 8" |
| 90 DEGREE MALE-FEMALE, SAME SIZE(2HOOK) | 4289 | 4290 | 13010 | 4231 | 15925 | 4198 |
| ABOVE COUPLER WITH O-RING | | | 6814 | | 6815 | |
| 90 DEGREE MALE-FEMALE, SAME SIZE(3HOOK) | | | 17030 | | 17550 | |
| 90 DEGREE WITH FEMALE BOTH ENDS | | | 20127 | | 20503 | |
| 90 DEGREE WITH OUT ENDS | | | 18962 | 31855 | 16429 | 18938 |
| ELBOW - 4 BOLT FLANGE BOTH ENDS, 22 DEG | | | 18957 | | 18880 | 18930 |
| ELBOW - 4 BOLT FLANGE BOTH ENDS, 65 DEG | | | 18953 | | 18869 | 18927 |
| 135 DEGREE MALE-FEMALE, SAME SIZE(2HOOK) | | | | | 50259 | |
| REDUCING COUPLERS | | | | | | |
| 8" MALE - 6" FEMALE | 50087 | | | | | |
| 6" FEMALE - 4" MALE | 4070 | | | | | |
| 6" MALE - 4" FEMALE | 6827 | | | | | |
| 6" MALE - 5" FEMALE | 4241 | | | | | |
| 8" FEMALE - 6" MALE | 17619 | | | | | |
| 6" MALE-8" FEMALE REDUCER | 17619 | | | | | |
| GHEEN FITTINGS | 2" | 3" | 4" | 5" | 6" | 8" |
| FEMALE SWIVEL TO HOSEBARB | | | 60127 | | 20874 | |
| MALE SWIVEL TO HOSEBARB | | | | | 20876 | |
| MALE SWIVEL TO 11" SQUARE FLANGE | | | | | 36639 | |
| MALE SWIVEL TO 11" SQUARE FLANGE (6" ID, 24-BOLT) | | | | | 36511 | |
| MALE SWIVEL TO 4 BOLT FLANGE w/drain | | | | | 22194 | |
| MALE SWIVEL TO 4 BOLT FLANGE without/drain | | | | | 31984 | |
| MALE WELD-ON | | | | | | 31987 |
| MALE WELD-ON HEAVY (V6-V8) | | | | | 81482 | 83111 |
| FEMALE WELD-ON | | | 60105 | 60940 | | 31988 |
| FEMALE WELD-ON HEAVY (V6 & V8) | | | | | 81483 | 83118 |
| RINGLOCK CLAMP | | | 22451 | | 22450 | 31990 |
| O-RING GASKETS FOR GHEEN | | | | | 20875 | 31989 |

BALZER INC FITTINGS

| MISCELLANEOUS FITTINGS | 60 mm | 80mm | 100mm | 120mm | 150mm | 200mm |
|--|-------|-------|-------|-------|-------|-------|
| | 2" | 3" | 4" | 5" | 6" | 8" |
| HOSE CONNECTOR | | | 4236 | | 4238 | |
| BARBED HOSE SHANK ONLY | 22492 | 22493 | 4235 | 22495 | 4237 | 31958 |
| OUTLET PIPE-BSPT THREADS(3/4"=8 THREADS) | | | 6790 | | 6789 | |
| OUTLET PIPE-NPT THREADS(1"=8 THREADS) | | | 6877 | | 6878 | |
| PIPE WITH 4 BOLT FLANGE | | | | | 4152 | |
| RUBBER O-RING | 4281 | 4282 | 10913 | 4212 | 11979 | 4199 |
| 3" x 180 DEGREE ELBOW (BB-6Y141) | 4234 | | | | | |
| 4" DOUBLE MALE COUPLER | 6920 | | | | | |
| 6" DOUBLE MALE COUPLER | 22479 | | | | | |
| 6" MALE-4" FEMALE 90 DEGREE ELBOW | 15693 | | | | | |
| 6" MALE-5" FEMALE 90 DEGREE ELBOW | 18578 | | | | | |
| 5" FEMALE-4" MALE 90 DEGREE ELBOW | 19990 | | | | | |
| 3" FEMALE-4" MALE 90 DEGREE ELBOW | 52064 | | | | | |
| 5" FEMALE-4" HOSE BARB | 22376 | | | | | |
| 5" FEMALE-4" NPT NIPPLE | 22378 | | | | | |
| 4 BOLT FLANGE-4" NPT NIPPLE | 22425 | | | | | |
| 4 BOLT FLANGE-6" NPT NIPPLE | 22426 | | | | | |
| 3" HOSEBARB - 3" NPT NIPPLE | 27956 | | | | | |
| 4" HOSEBARB - 4" NPT NIPPLE | 22374 | | | | | |
| 6" HOSEBARB - 6" NPT NIPPLE | 22375 | | | | | |
| 6" MALE - 6" HOSEBARB 90 DEGREE ELBOW | 65189 | | | | | |
| 6" MALE - 5" FEMALE 135 DEGREE ELBOW | 50503 | | | | | |
| 6" MALE - 4" HOSEBARB | 4247 | | | | | |
| 6" MALE - 3" HOSEBARB | 6941 | | | | | |
| 8" MALE - 6" HOSEBARB | 50199 | | | | | |
| TRANSITION CONE 4" TO 6" | 50842 | | | | | |
| TRANSITION CONE 5" TO 6" | 60939 | | | | | |
| CONE 6" TO 8" DIRECT INJ. MANIFOLD | 83548 | | | | | |




CAMLOCK FITTINGS

| STYLE | SIZE | PART# | DESCRIPTION |
|--|--------|-------|--|
|  MALE ADAPTER--HOSE SHANK | 2 1/2" | | |
| | 3" | 20236 | 3" MALE CAMLOCK-3" HOSE BARB |
| | 4" | 26204 | 4" MALE CAMLOCK-4" HOSE BARB |
| | 5" | | |
| | 6" | 20237 | 6" MALE CAMLOCK--6" HOSE BARB |
|  FEMALE ADAPTER--FEMALE NPT | 2 1/2" | | |
| | 3" | 22478 | 3" FEMALE CAMLOCK-FEMALE NPT |
| | 4" | 50190 | 3" FEMALE CAMLOCK-FEMALE NPT |
| | 5" | | |
| | 6" | 26403 | 6" FEMALE CAMLOCK-6" FEMALE NPT |
|  TYPE DP DUST PLUG | 2 1/2" | | |
| | 3" | 20238 | 3" MALE DUSTPLUG |
| | 4" | | |
| | 5" | | |
| | 6" | 20239 | 6" MALE DUSTPLUG |
|  TYPE DC DUST CAP | 2 1/2" | 28698 | 2 1/2" FEMALE DUSTPLUG |
| | 3" | 20240 | 3" FEMALE DUSTPLUG |
| | 4" | 50343 | 4" FEMALE DUSTPLUG |
| | 5" | | |
| | 6" | 20241 | 6" FEMALE DUSTPLUG |

CAMLOCK FITTINGS

| STYLE | SIZE | PART# | DESCRIPTION |
|---|--------|-------|--|
|  <p style="text-align: center;">MALE ADAPTER--FEMALE NPT</p> | 2 1/2" | 28696 | 2 1/2" MALE CAMLOCK-2 1/2" FML NPT |
| | 3" | 20230 | 3" MALE CAMLOCK-3" FEMALE NPT |
| | 4" | 26201 | 4" MALE CAMLOCK-4" FEMALE NPT |
| | 5" | | |
| | 6" | 20231 | 6" MALE CAMLOCK-6" FEMALE NPT |
|  <p style="text-align: center;">FEMALE ADAPTER--MALE NPT</p> | 2 1/2" | | |
| | 3" | 20232 | 3" FEMALE CAMLOCK-3" MALE NPT |
| | 4" | 26202 | 4" FEMALE CAMLOCK-4" MALE NPT |
| | 5" | | |
| | 6" | 20233 | 6" FEMALE CAMLOCK-6" MALE NPT |
|  <p style="text-align: center;">FEMALE ADAPTER--HOSE SHANK</p> | 2 1/2" | 28697 | 2 1/2" FEMALE CAMLOCK-2 1/2" HOSESHANK |
| | 3" | 20234 | 3" FEMALE CAMLOCK-HOSESHANK |
| | 4" | 26203 | 4" FEMALE CAMLOCK-4" HOSESHANK |
| | 5" | | |
| | 6" | 20235 | 6" FEMALE CAMLOCK-6" HOSESHANK |
|  <p style="text-align: center;">MALE ADAPTER-MALE NPT</p> | 3" | 20226 | 3" MALE CAMLOCK-3" NPT THREADS |
| | 4" | 20227 | 4" MALE CAMLOCK-4" NPT THREADS |
| | 6" | 20229 | 6" MALE CAMLOCK-6" NPT THREADS |

CAMLOCK FITTINGS

| STYLE | SIZE | PART# | DESCRIPTION |
|---|------|-------|--------------------------------|
|  <p style="text-align: center;">REDUCING COUPLER</p> | | 20242 | 3" FEMALE ADAPTER--4" MALE NPT |
|  <p style="text-align: center;">REDUCING COUPLER</p> | | 22341 | 4" MALE ADAPTER--3" MALE NPT |
|  <p style="text-align: center;">GASKETS</p> | 3" | 20243 | 3" CAMLOCK GASKET |
| | 4" | 22340 | 4" CAMLOCK GASKET |
| | 6" | 20244 | 6" CAMLOCK GASKET |
| | | 20289 | CAM LOCK HANDLE & PIN 6" |

| VALVES | 80mm | 100mm | 150mm | 200mm |
|--|-------|-------|----------|-------|
| | 3" | 4" | 6" | 8" |
| Actuator - Electric | | | 16093 | |
| Actuator - Electric Motor Only | | 4250 | 4250 | |
| Actuator - Electric Switch Only | | 16091 | 16091 | |
| Actuator - Hydraulic(One Way, 20mm STEM) | | 16097 | 15688 | 20258 |
| Actuator - Hyd.(One Way, 20mm STEM) Repair Kit | | 19069 | 19069 | 50873 |
| Actuator - Hyd.(One Way, 16mm STEM) Repair Kit | | 53052 | 53052 | |
| Actuator - Hydraulic(Two Way) | | 4240 | 4249 | 50088 |
| Actuator - Hyd.(Two Way) Repair Kit | | 26786 | 26786 | 52165 |
| Actuator - Air(Two Way) | | | 18539 | 50260 |
| BSPT/BSPT Both Sides (6" Valve=8 Threads) | | 12946 | 13215 | 4251 |
| BSPT/BSPT With Actuator | | 6887 | 6888 | |
| Double Flange - Bolt On - With Actuator | | 16096 | 15678 | |
| BSPT on One Side/Flange on Other Side | | 4068 | 4069 | |
| Double Flange - Bolt On | | 15965 | 15616 | 16598 |
| Double Flange With Handle | | 16863 | 6826 | |
| Double Flange(Dome Head)Bolt On | | | 20844 | |
| Handle Assembly | | 15971 | 15617 | 6979 |
| NPT on One Side/Flange Other Side | | 4285 | 4255 | |
| NPT/NPT Both Side (6" Valve=6 Threads) | | 4149 | 4150 | 20506 |
| O-Ring For Flange Valve Bolt On | | 15621 | 15621 | 16604 |
| Side Lever Valve-NPT Both Side | 21197 | 4082 | 52255 | |
| Hand Screw Valve-NPT Both Side | 20039 | 20040 | 31088 | |
| FLANGE FOR 4 BOLT VALVES | | | | |
| Blank Cover | | 19132 | 19132 | 18533 |
| Blank Cover W/Groove for O-Ring | | 15785 | 15785 | |
| Groove Both Side W/6" Hole | | 18422 | 18422 | |
| With 3 5/8" Hole | | 15977 | 15977 | |
| With 4" Hole | | 19052 | 19052 | |
| With 5 5/8" Hole | | 15671 | 15671 | 18534 |
| With 6" Hole (*Choke plate with 1/2 hole) | | 15560 | (*20129) | |
| With 7 5/8" Hole | | | | 18535 |
| Rubber Gasket | | 16035 | 16035 | 18943 |
| BSPT Outlet Pipe | | 6790 | 6789 | |
| NPT Outlet Pipe | | 6877 | 6878 | |
| With O-Ring on one side | | | 18421 | 40354 |

| VALVE PARTS | 100mm | 150mm | 200mm |
|--|---------|---------|---------|
| | 4" | 6" | 8" |
| Clevis | 15691 | 15691 | 15691 |
| Bolts - Socket Set Screw | 15683 | 15683 | 15683 |
| Disc for Bolt On Valve And New Threaded (Narrow) | 15967 | 15680 | 16601 |
| Thickness at the top of the gate | 7/8" | 1" | 1 5/8" |
| Thickness at the bottom of the gate | 5/16" | 3/8" | 3/4" |
| Disc for Old Threaded on one side/bolt on(Wide) | 10978 | 13224 | 16601 |
| Disc for Old Threaded Only(Wide) | 10978 | 13224 | 16601 |
| Thickness at the top of the gate | 1 1/8" | 1 5/8" | 1 5/8" |
| Thickness at the bottom of the gate | 3/4" | 11/16" | 3/4" |
| Gasket Bolt On Valve and New Threaded Valve | 15968 | 15681 | 16602 |
| | 4 Bolts | 6 Bolts | |
| Gasket For Old Threaded Both Side Valve | 22444 | 22446 | |
| | 4 Bolts | 6 Bolts | |
| Stem Bushing Nut | 15689 | 15689 | 50324 |
| Valve Stem - 3/4" Dia. | 15970 | 15690 | 16599 |
| Length | 7" | 10 3/4" | 12 1/2" |
| Valve Stem Packing | 15684 | 15684 | 50091 |
| Valve Body Lower(Bolt On) | 15966 | 15679 | 16603 |
| Valve Body Upper(Bolt On) | 15969 | 15682 | 16600 |
| Valve Body Lower Old Style BSPT/BSPT | 11701 | 13225 | |
| Valve Body Upper Old Style BSPT/BSPT | 11699 | 13222 | |
| Valve Body Lower Old Style BSPT/Bolt On | 26660 | 26658 | |
| Valve Body Upper Old Style BSPT/Bolt On | 11699 | 13222 | |
| Valve Body Lower Old Style NPT/NPT | 26661 | 26662 | |
| Valve Body Upper Old Style NPT/NPT | 11699 | 13222 | |
| Valve Body Lower Old Style NPT/Bolt On | 26663 | 26664 | |
| Valve Body Upper Old Style NPT/Bolt On | 11699 | 13222 | |
| | | | |
| Air Actuator Kit W/Bolt-on Valve | | 18538 | |
| Electric Actuator Kit W/Bolt-on Valve | 16178 | 16147 | |
| Valve with One Way Hydraulic Actuator | 16096 | 15678 | |
| | | | |
| Pressure to Activate Actuator - 1200 PSI | | | |
| Pressure to Keep Open - 90 PSI | | | |

BULK HOSE REFERENCE

| PART# | DESCRIPTION | PSI | FULL ROLL |
|-------|---------------------------------------|------|-----------|
| 21231 | 1" CLEAR VINYL HOSE | | |
| 18509 | 1 3/4" CLEAR DRAIN HOSE X 56" LONG, | | |
| 31475 | 2" INJECTOR PLOW HOSE | | |
| 17463 | 2" RUBBER HOSE - AIR AGITATION | | |
| 15650 | 2 3/8" RUBBER HOSE - PRESSURE | | |
| 11988 | 3" INJECTOR/PLOW HOSE | 35 | 29 OR 100 |
| 16430 | 3" KANAFLEX PRESSURE HOSE | 62 | 100 |
| 50369 | 3" NILE PRESSURE HOSE | 150 | |
| 13307 | 3" RUBBER PRESSURE HOSE | 160 | |
| 19598 | 3" SUCTION HOSE - BUMBLE BEE | | |
| 26168 | 4" KANAFLEX HOSE | 55 | |
| 31463 | 4" SUCTION HOSE - GREEN STRIP ON GREY | 43.5 | 65 OR 100 |
| 14465 | 4" FLAT NILE HOSE-RED | 150 | 300 |
| 4188 | 5" FLAT NILE HOSE-BLUE | 115 | |
| 14454 | 6" FLAT NILE HOSE-RED | 150 | 300 |
| 21214 | 6" SUCTION HOSE - GREEN STRIP ON GREY | 29 | 32 |
| 20784 | 6" OIL TRANSFER HOSE | | |
| 60505 | 6" SUCTION HOSE - KANELINE-ORANGE | 70 | |
| 4197 | 8" FLAT NILE HOSE | 115 | 300 |
| 50082 | 8" SUCTION HOSE - KANELINE-ORANGE | 60 | |

HOSE CLAMPS REFERENCE

| PART# | T-BOLT # | WHERE USED | QTY IN BOX |
|----------------------|-----------------------------|------------------------------|------------|
| 18558 | .88"-2.75" STAINLESS STEEL | | 10 |
| 10912 | 1.0"-2.0" STAINLESS STEEL | | 10 |
| 18557 | 1.31"-2.25" STAINLESS STEEL | | 10 |
| 6896 | 52-55 mm(2.05-2.17") | | |
| 22691 | 55-59mm(2.17"-2.32") | | |
| 6895 | 60-63mm(2.32-2.48") | 2" RUBBER HOSE | 50 |
| 15672 | 68-73mm(2.68-2.87") | 2 3/8" RUBBER HOSE | 40 |
| 19102 | 80-85mm(3.11-3.35") | 3" RUBBER PRESSURE HOSE | 25 |
| 15695 | 85-91mm(3.35-3.58") | 3" INJECTOR HOSE | 30 |
| 4315 | 92-97mm(3.62-3.82") | | 25 |
| 16582 | 98-103mm(3.86-4.06") | | 25 |
| 4311 | 104-112mm(4.1-4.41") | 4" NILE PRESSURE HOSE | 25 |
| 16583 | 113-121mm(4.45-4.76") | 4" SUCTION HOSE | 20 |
| 16584 | 115-130mm(4.53-5.12") | 5" NILE PRESSURE HOSE | 20 |
| 50874 | 131-139mm(5.16-5.47") | | 25 |
| 16009 | 149-161mm(5.87-6.34") | 6" NILE PRESSURE HOSE | 20 |
| 16585 | 162-174mm(6.38-6.85") | 6" SUCTION HOSE (NEW) | 20 |
| 6934 | 175-187mm(6.89-7.36") | 6" RUBBER SUCTION HOSE (OLD) | 20 |
| 4196 | 201-213mm(7.91-8.39") | 8" LAY FLAT HOSE | 15 |
| 50270 | 227-239mm(8.94-9.41") | 8" SUCTION HOSE | 15 |
| SPIRAL CLAMPS | | | |
| 4253 | 4" | SPIRAL POWER CLAMP | |
| 4254 | 6" | SPIRAL POWER CLAMP | |
| 50509 | 8" | SPIRAL POWER CLAMP | |

BALZER FLOATBALLS

| PART# | SIZE | DESCRIPTION |
|-------|--------|---------------------------------------|
| 10853 | 2" | Ball seat |
| 10854 | 2 3/8" | Plastic float ball |
| 16220 | 2 3/8" | Rubber float ball |
| 4162 | 3" | Plastic float ball |
| 16325 | 3" | Rubber float ball |
| 10866 | 3" | Ball seat *Old Style* Use 33287 |
| 33287 | 3" | Better Built/Balzer |
| 17345 | 4" | Stainless steel float ball |
| 19509 | 4" | Stainless steel float ball (weighted) |
| 10867 | 4" | Float ball old style secondary |
| 27292 | 4" | Rubber float ball 21.5 oz |
| 27291 | 4" | Rubber float ball 13.6 oz |
| 50306 | 4" | Ribbed black service |
| 17023 | 5" | Stainless steel float ball |
| 19110 | 5" | Stainless steel float ball (weighted) |
| 10948 | 6" | Float arm ball (Plastic) |
| 13309 | 6" | Plastic float ball |
| 17024 | 6" | Float arm ball (SS) |
| 80439 | 6" | Ball seat for 3.5" pipe |
| 80444 | 6" | Stainless steel float ball |
| 80461 | 8" | Ball seat for 4.5" pipe |
| 80462 | 8" | Stainless steel float ball |

BATTIONI VACUUM PUMP

MEC 5000

| MODEL | RPM | DRIVE | 2 PORT | 3 PORT |
|-------|------|-----------------|--------|--------|
| 5000 | 540 | 1.375"-6 spline | 16076 | 15666 |
| 5000 | 1000 | 32mm Round | 16973 | 16982 |

MEC 6500

| | | | | |
|------|------|-----------------|-------|-------|
| 6500 | 540 | 1.375"-6 spline | 15664 | 16077 |
| 6500 | 1000 | 32mm Round | 16974 | 16983 |

MEC 8000

| | | | | |
|------|------|-----------------|-------|-------|
| 8000 | 540 | 1.375"-6 spline | 16080 | 16079 |
| 8000 | 1000 | 32mm Round | 16975 | 16984 |

Paint

| Color | Spray Can | Gallon |
|-----------------|-----------|--------|
| Black | 21232 | 21217 |
| Galv. | 6739 | |
| Green | 6741 | 8880 |
| Blue | 21211 | |
| Orange | 6740 | 8879 |
| Primer | 21233 | 21215 |
| Red | 4257 | 4258 |
| Yellow(Cat) | 21222 | 21221 |
| Yellow(Buffalo) | 21225 | 21223 |


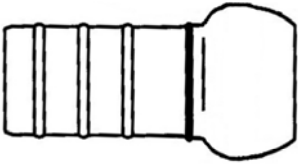
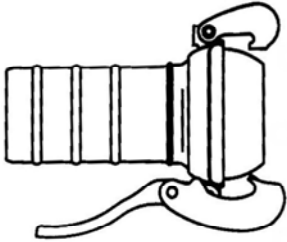
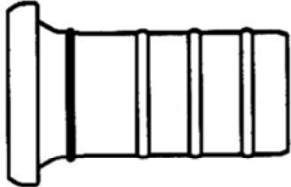
Balzer O-Ring

| Part # | Size | Dia. | I.D. | O.D. |
|------------|------|-------|-------|--------|
| 4281 | 2" | .375" | 3.25" | 4" |
| 10855/4282 | 3" | 0.44 | 4" | 4.75" |
| 10913 | 4" | 0.45 | 4.75" | 5.5" |
| 16222 | | 0.375 | 5.125 | 5.875 |
| 4212 | 5" | 0.58 | 5.5" | 6.75" |
| 11979 | 6" | .625" | 6.75" | 8" |
| 4199 | 8" | .725" | 9.5" | 10.75" |

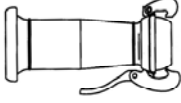


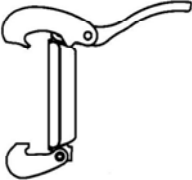
Bauer O-Ring

| Part # | Size | Dia. | I.D. | O.D. |
|--------|------|-------|-------|-------|
| 21760 | 4" | 0.58 | 5 | 6.25 |
| 21761 | 5" | 0.7 | 6 | 7.375 |
| 21762 | 6" | 0.715 | 6.625 | 8.125 |
| 21763 | 8" | 0.688 | 8.625 | 10 |

BAUER FITTINGS

| DESCRIPTION | SIZE | PART NUMBER |
|---|------|-------------|
|  O-RING | 4" | 21760 |
| | 5" | 21761 |
| | 6" | 21762 |
| | 8" | 21763 |
|  MALE-HOSE BARB LESS RING & HOOK | 4" | 50096 |
| | 5" | 50097 |
| | 6" | 50098 |
| | 8" | 50099 |
|  MALE-HOSE BARB WITH RING & HOOK | 4" | 21772 |
| | 5" | 21773 |
| | 6" | 21774 |
| | 8" | 21775 |
|  FEMALE -HOSE BARB | 4" | 21776 |
| | 5" | 21777 |
| | 6" | 21778 |
| | 8" | 21779 |

BAUER FITTINGS

| DESCRIPTION | SIZE | PART NUMBER |
|---|---------|-------------|
|  REDUCING COUPLING | 6"F-4"M | 21785 |
|  FEMALE SOCKET WELD-ON WITH O-RING | 4" | 21748 |
| | 5" | 21749 |
| | 6" | 21750 |
| | 8" | 21751 |
|  MALE BALL WELD ON | 4" | 21752 |
| | 5" | 21753 |
| | 6" | 21754 |
| | 8" | 21755 |
|  LEVER RING | 4" | 21756 |
| | 5" | 21757 |
| | 6" | 21758 |
| | 8" | 21759 |

Seal Kits For Hydraulic Motors

| FOR MOTOR | MANUFACTURE # | SEAL KIT # | WHERE USED |
|-----------|--------------------------------------|------------|--------------------------------|
| 9961 | 104-1004 | 6780 | 515 SPREADER |
| 10565 | 104-1002 | 6780 | 400 & 440 SPREADER |
| 12227 | 101-1025 | 6778 | OLD 414 |
| 12554 | 101-1031(1988 &BEFORE) | 6778 | 10x16: LOADSTAND |
| 12554 | 101-1031(1989 & AFTER) | 6779 | 10x16: DODA WINCH |
| 12556 | 103-1029 | 6779 | 10x16 |
| 14343 | 104-1005 | 6780 | 700 DRY SPREADER |
| 15980 | 104-1038 | 50861 | 540 HYD DRIVE |
| 19954 | A994MEAB20-43 | | |
| 20474 | M20B994BE1F2043 HP=31086 DUST=308312 | 50090 | 1000 HYD DRIVE |
| 20474 | 3089210037 | 50090 | 1000 HYD DRIVE |
| 20474 | 3089210118 | 50090 | 1000 HYD DRIVE |
| 26677 | M20A994BE1F1043 | | HYD DRIVE ME 100 & 120 |
| 28258 | 151-2383-1 (Danfoss) | 50374 | 10 x 16 SPEED UP AFTER 1988 |
| 28258 | 151-2303-1 (Danfoss) | 50374 | 10 x 16 SPEED UP AFTER 1988 |
| 28258 | 151-2383-0 (Danfoss) | 50254 | 10 x 16 SPEED UP BEFORE 1988 |
| 28258 | 151-2303-0 (Danfoss) | 50254 | 10 x 16 SPEED UP BEFORE 1988 |
| 29910 | ADHE13-32/ M3100A 883 SPL | | 15 GPM@2000PSI, 1000RPM SLURRY |
| 29911 | ADHE15-32/ M3100A 883 SPL | | 13 GPM@2500PSI, 1000RPM SLURRY |
| 29912 | M257C(786SPL) | 50521 | 17 GPM@3000PSI, 1000RPM SLURRY |
| 29947 | 151-2384-1 (Danfoss) | 50374 | 10x16 CROSS CONVEYOR & ELEV |
| 29947 | 151-2384-0 (Danfoss) | 50254 | 10x16 CROSS CONVEYOR & ELEV |
| 31010 | 151-2081-0 (Danfoss) | 50255 | 414 BEFORE 1998 |
| 31010 | 151-2081-1 (Danfoss) | 50374 | 414 AFTER 1998 |

Check to see if front motor bolts on or is in one peice (if one peice, use -1 numbers on Danfoss, if bolt-on use -0 numbers

Seal Kits For Hydraulic Motors

| FOR MOTOR | MANUFACTURE # | SEAL KIT # | WHERE USED |
|-----------|-----------------------------------|------------|--------------------------------------|
| 31011 | 151-2088-0 (Danfoss) | 50255 | 10x16: DODA TRAILER/BEFORE 1998 |
| 31011 | 151-2088-1 (Danfoss) | 50374 | 10x16: DODA TRAILER/AFTER 1998 |
| 31012 | 151-2386-1 (Danfoss) | 50374 | 10x16 BEFORE 1998 |
| 31012 | 151-2386-1 (Danfoss) | 50374 | 10x16 AFTER 1998 |
| 31757 | TB0330AS100AAAB | 50712 | LAGOON CLAPPER/ AFI CLAPPER |
| 31977 | AFP#0996120D | | SPIDER PUMP |
| 33167 | M3000A883ADHE20 (50359 & 50525) | 50345 | 1000 RPM HYD DRIVE/BEFORE 60705 |
| 33316 | M50A897BEIF2543 | 50709 | SLURRY HYD DRIVE |
| 36847 | MLHP-160-CS | | |
| 36870 | MLHP-160-CS/... | | SPIDER PUMP |
| 36952 | UM16-200-C-5D2 | | |
| 37010 | | | 6" LAGOON 3-WAY |
| 50094 | M20B994SPLBE1F1 | | |
| 60705 | MLHR80C5 (OLDER)-A | 50420 | 28.56x48x6 SHAFT SEAL |
| 60705 | MLHR80C5 (NEWER)-B&C | 50881 | 28.56x42x6 SHAFT SEAL |
| 65219 | MLHS125C4 | | HOSE REEL |
| 81820 | 146-2973 CHAR LYNN | 50857 | TANK HYDRAULIC DRIVE OPTION |
| 81920 | 101-1039-009 | 50858 | LAGOON CLAPPER/ AFI CLAPPER(11/2003) |
| 82099 | M20A994*BEIF20-43 | 52000 | TANK HYDRAULIC DRIVE OPTION |
| 82099 | M20A994*BEIF20-43 (High Pressure) | 52209 | TANK HYDRAULIC DRIVE OPTION |
| 82547 | TB0080AP101AAAB | 52070 | TANK HYDRAULIC DRIVE OPTION |


Check to see if front motor bolts on or is in one peice (if one peice, use -1 numbers on Danfoss, if bolt-on use -0 numbers

WHEEL STUD & NUT SIZE

| Part # | Description | HUB | Dia. Size & Thread Length | O.A. Length |
|--------|---------------------------|----------------|---------------------------|------------------|
| 2605 | Wheel Nut | 6-BOLT | 1/2" ID | 5/8" |
| 6657 | Stud Bolt | | 9/16" X 1 1/2" | 2 1/2" |
| 6658 | Wheel Nut | | 9/16" ID | 11/16" |
| 7523 | Wheel Bolt | | 9/16" X 1 1/4" | 1 3/4" |
| 9089 | Wheel Bolt | 6-BOLT | 1/2" X 1" | 1 1/2" |
| 12167 | Stud Bolt | 4,5 BOLT | 1/2" X 1 5/16" | 2" |
| 13152 | Stud Bolt | 8 BOLT | 5/8" X 1 1/2" | 2 3/4" |
| 13496 | Wheel Nut | 8-BOLT | 5/8"ID | 3/4" |
| 14326 | Stud Bolt | 10 BOLT | 3/4" X 1 1/2" | 2 7/8" |
| 14329 | Wheel Nut | 3"10-DANA | 3/4" ID | 7/8" |
| 19293 | Wheel Nut | 4"10BLT | 3/4" ID | 1" |
| 19294 | Bevel Washer | 4"10BLT | Use with above nut | |
| 19295 | Stud Bolt | 4"10BLT | 3/4" X 2" | 3 3/4" |
| 21627 | Wheel Nut RH Outer(Truck) | 5" DANA | | 7/8" |
| 21628 | Wheel Nut RH Inner(Truck) | 5" DANA | 3/4" ID | 2 1/4" |
| 21633 | Wheel Stud(Truck) | 5" DANA | 3/4" X 2 1/8" | 4 1/8" |
| 27386 | Wheel Net | | Flanged, 3/4"ID | |
| 33123 | Wheel Nut | FAD,IMT, SOLID | 22mm ID | 22mm or 7/8" |
| 33140 | Stud Bolt | 5" FAD | 22mm x 72mm or 2 7/8" | 68mm or 2 13/16" |
| 33141 | Stud Bolt | 5" FAD | 22mm X 51mm or 2" | 79mm or 3 1/8" |
| 37354 | Stud Bolt | 5" DANA | 3/4" | 3.21" |
| 50309 | Stud Bolt | 6" FAD | 22mm X 60mm or 2 3/8" | 90mm or 3 3/4" |
| 50400 | Stud Bolt | IMT, SOLID | 22mm X 70mm or 2 15/16" | 107mm or 4 1/4" |
| 50700 | Stud Bolt | 6-BOLT | 1/2 X 1.875 | 2.125" |
| 84032 | Stud Bolt | 6-BOLT HEAVY | .5-20 | |
| 91849 | Wheel Nut | Soild Axles | Flanged, 22mmID | |


Magnum Grip Couplers:

{Can Be Used for Supply Hose & Drag/Pull Hose Couplers}




| REF | Part Number | Description |
|-----|-------------|--|
| | 65964 | 4 1/2" Magnum Grip Coupler Set |
| | 65965 | 5" Magnum Grip Coupler Set |
| | 96247 | 5 1/2" Magnum Grip Coupler Set |
| | 65966 | 6" Magnum Grip Coupler Set |
| * | 81581 | 8" Magnum Grip Coupler Set |
| * | 81580 | 8" to 6" Coupler Adapter |
| A* | | Coupler Body; 8" |
| A | 65910 | Coupler Body; 6" |
| A | 65907 | Coupler Body; 5" |
| A | 65904 | Coupler Body; 4 1/2" |
| B* | 84474 | Aluminum Sleeve; 8" |
| B | 65902 | Aluminum Sleeve; 6", 5", & 4 1/2" |
| C | 80614 | 4.5", 5", & 6" Gasket |
| C* | 81577 | 8" Gasket |
| D* | | 3 Piece Locking Segment; 8" |
| D | 65936 | 3 Piece Locking Segment; 6" |
| D | 65935 | 3 Piece Locking Segment; 5" |
| D | 65934 | 3 Piece Locking Segment; 4 1/2" |
| E | 65950 | Stainless Hex Head Socket Screw (12 required) (52170=1.5") |
| F | 65968 | 5/16" Lynch Pin |
| G* | 81578 | Ring Band Lock; 8" |
| G | 65913 | Ring Band Lock; 6", 5", & 4 1/2" |
| G* | 65921 | Optional H.D. CNC Ring Band Lock; 6", 5", & 4 1/2" |

Magnum Grip Hard Menders:



| REF | Part Number | Description |
|-----|-------------|--|
| | 65931 | 4 1/2" Magnum Grip Hard Mender Set |
| | 65932 | 5" Magnum Grip Hard Mender Set |
| | 96249 | 5 1/2" Magnum Grip Hard Mender Set |
| | 65933 | 6" Magnum Grip Hard Mender Set |
| * | 82536 | 8" Magnum Grip Hard Mender Set |
| A | 65934 | 4 1/2" - 3 Piece Locking Segment |
| A | 65935 | 5" - 3 Piece Locking Segment |
| A | 65936 | 6" - 3 Piece Locking Segment |
| A* | | 8" - 3 Piece Locking Segment |
| B | 65926 | 4 1/2" Tube |
| B | 65927 | 5" Tube |
| B | 65928 | 6" Tube |
| B* | | 8" Tube |
| C | 65950 | Stainless Hex Head Socket Screw (12 required) (52170=1.5") |

Magnum Steel Weld On Adapter:



Front

Side

Rear

| REF | Part Number | Description |
|-----|-------------|-----------------------------|
| | 65901 | 6" Steel Weld On Coupler |
| | 81579 | 8" Steel Weld On Coupler |
| | 93539 | New 6" Female Steel Weld On |
| | | |

Note: This Coupler can be used to adapt other types of couplers, or used to attach to pump manifolds or injector swing pipes.